

# PACKAGING



### PRACTI-MAN PLUS INCLUDES

**1 Manikin, 1 Monitor, User manual, 5 lungs, 2 valves, 2 batteries 9V, 2 head clips and 1 transport bag.**

## CERTIFICATE OF WARRANTY



This product has successfully passed the most stringent quality controls before leaving the factory. However, any malfunction due to assembly and / or components faults, please read the warranty and contact with the official distributor of the area.

VICEDO MARTI, S.L. warrants this product to be free from defects in material and manufacture at the time of purchase for a period of TWO YEARS from invoice date of the purchase.

If during the period of the warranty, there is a product defect attributable to the manufacturing process, material failure and / or manufacture, the consumer shall inform to the official distributor within 10 business days after learning of the defect, and at the official distributor discretion, the product will either be repaired or replaced.

### CONDITIONS OF WARRANTY:

Details and documentation: A copy of the invoice covering the purchase of your product is required to have warranty coverage. In addition to specifics of the product purchase, the invoice must provide the following information: name and address of the buye

Exclusions: This warranty specifically excludes the following:  
 -Damage and / or defects to the product resulting from misuse, or negligence of the user, including the use of the product for purposes other than its intended use.  
 -Damage and / or defects caused by the use of external agents such as lime or other noxious chemicals or corrosives.  
 -Damage and / or defects due to improper maintenance or lack of cleaning.  
 -Damage and / or defects arising from use of manikin parts not made by the manufacturer of the manikin.

Geographical coverage: The warranty is extended to all countries where this product is sold by a distributor, VICEDO MARTI, S.L., or assigned by VICEDO MARTI, S.L.

Cancellation of the warranty: Product warranty is cancelled:  
 - In cases of damage caused by repairs performed by persons other than authorized service agents of VICEDO MARTI, S.L. and / or if parts or accessories are used in the manikin other than original or accessories manufactured by VICEDO MARTI, S.L.  
 - By changing the data on the invoice, sales receipt or packing slip.


**VICEDO MARTI S.L. TEL. +34 965 554 708**  
 C/ Ávila, 2 - 03440 Ibi - SPAIN  
[www.practiman.com](http://www.practiman.com) - [international@practiman.com](mailto:international@practiman.com)



# PRACTI-MAN PLUS

## ELECTRONIC CPR TRAINING

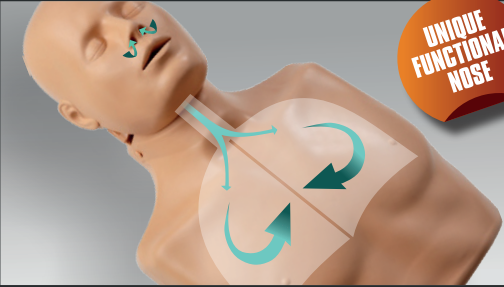
### MANIKIN MANUAL



**> TWO IN ONE SIMULATOR**  
 Adult and child CPR training with a single manikin.




**> JAW THRUST MANEUVER**



**> BREATHING FUNCTION: REAL-LIKE SYSTEM**

Exclusive breathing system. Including a unique functional nose.



**> HEAD LOCKING CLIPS**

**PRACTI-MAN**  
 CPR TRAINING SOLUTIONS  
 by Vicedo Marti

# ASSEMBLY



Remove the chest skin.



Remove the face skin.



Make sure the head is correctly attached to the two buffers linking it to the torso.



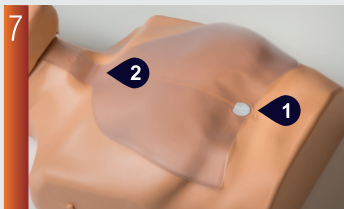
Move the lung to below the jaw.



Connect the valve to the lung.



Make sure the valve is correctly attached to the head.



Make sure:  
1. To attach the lung on the marked circle using the sticker.  
2. The lung rests loosely on the neck.



Fit the face skin, checking that the nose, mouth and upper tab are in the correct position.



Place chest skin and attach to the studs.

# RECOMMENDATIONS OF CLEANING AND DISINFECTING

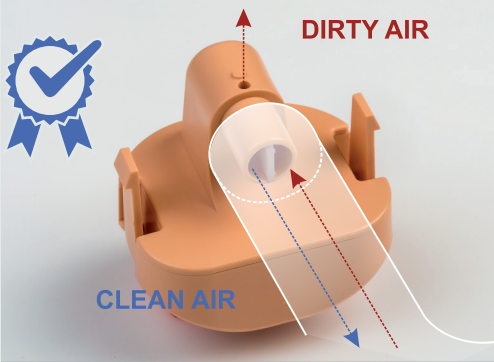
To ensure maximum hygiene, the manufacturer recommends thorough cleaning of the Practi-Man Plus after each use as per instructions below:



The simulator must be disinfected at the end of each training session. Separate the face skin from the head to clean lips and face.



For better cleaning, put the face skin in a container with water and disinfectant, clean carefully and keep dry for a correct function.



After each use, the Practi-Man Plus valve must be disinfected and allowed to dry for correct functioning.



The Practi-Man Plus lung is semi disposable, and can be used to train a group of people in a session without needing to change it. If the chest stops rising during the practice session, check that the lung is not moist. If it is, replace it with a new one.

# REPLACEMENTS



**LUNG**  
(Ref. SP-001 (AD))



**VALVE**  
(Ref. SP-002 (AD))



**FACE SKIN**  
(Ref. Face-MB (AD))



**CHEST SKIN**  
(Ref. Chest-MB)

# PROTECTION DURING TRAINING



Protection with face shield during training ensures maximum hygiene for the practice of mouth-to-mouth resuscitation.



**Dispenser box with 100 units**

To ensure a correct manikin cleaning, use the sanitising wipes.