


MY HOME TECHNOLOGY - COMPLETE CONNECTED HOUSE



Discover SCS Bus MyHome LEGRAND home automation technology quickly and easily with this complete model of a connected home. This educational solution allows the acquisition and the validation of the skills of this technology in a simple environment of the home automation.



A chassis with wheels in aluminum profile

- Dimensions : (W)1200 x (D)700 x (H)1700mm - Weight: 94 kg

ref. MCP-MH-R	Version with wheels	
DELIVERED WIRED AND SET	AUTONOMOUS WIFI NETWORK	TEACHING RESSOURCES STUDENTS / TEACHER



A chassis in aluminum profile to put on a tabl

- Dimensions : (W)1200 x (D)410 x (H)845mm - Weight: 70 kg

ref. MCP-MH	Version to put on a table	
DELIVERED WIRED AND SET	AUTONOMOUS WIFI NETWORK	TEACHING RESSOURCES STUDENTS / TEACHER

EDUCATIONAL OBJECTIVES



- Discover the Home Automation environment of a simulated electrical installation.
- Discover and study the features of a SCS Bus MyHome LEGRAND home automation system
- Understand the specifications of an electrical installation
- Make electrical diagrams
- Produce a components nomenclature
- Analyze the manufacturer datasheets
- Perform parameter setting of MyHome components
- Carry out the wiring and the connection of the electrical components to flying wires on industrial terminals to prevent wear of component terminals.
- Perform the commissioning of the installation
- Perform a WIFI network setting for control on tablet or Smartphone

TEACHING FILE SUPPLIED

- Teaching instructions in Instructor / Students format (supplied on DVD), including:
- Educational activities to create scenarios in order to optimize the operation of the installation while preserving the comfort of the occupant
 - Tutorial sheets for skills assessment
 - Technical instructions, manufacturer resources for MyHome components + Excerpts of electrical standards + different wiring diagrams according to the progress of the Practical Work
 - Various programs for MyHome install



OPTION TABLET WIFI 9.6" CONFIGURED	
	Samsung® tablet • Wifi 9.6" touch screen Full HD • 1.3Ghz / 1.5Gb RAM • 8GB
ref. TAB-97	



The components are wired on the rear panel via industrial terminals to prevent wear of the component terminals. A housing protects access to industrial terminals during tests with power on. Removable wiring diagram.

COMPOSITION

Front face


- 1 MyHome infrared detector
- 2 programmable MyHome switches 4 keys
- 5 programmable MyHome switches 2 keys
- 1 programmable MyHome switch 1 button
- 1 programmable MyHome thermostat with screen and keys
- 1 simple two-way switch, standard habitat type
- 1 universal MyHome adapter (example of use for houses to renovate)
- 1 WIFI router configured (local WIFI specific to the system)
- 1 AC power cord
- 1 Image of a connected house made up of:
 - 1 LED light to simulate a strike
 - 2 LED lights to simulate the opening / closing of a garage door
 - 2 LED simulation lights for opening / closing a gate
 - 1 LED simulation of a watering pump running
 - 8 LED lights for simple lighting simulation
 - 8 LED lights to simulate the opening / closing of 4 roller shutters
 - 1 LED simulating convector running
 - 1 simulation lamp with variable lighting
 - 1 simulation lamp of a controlled electrical socket
- 1 modular board composed of:
 - 1 differential circuit breaker 20A - 30mA
 - 1 16A protection circuit breaker (modular socket circuit)
 - 5 10A protection circuit breakers (heating circuit, lighting circuit, roller shutter circuit, controlled socket circuit, opening circuit and watering)
 - 2 modular sockets
 - 2 modular remote switches
 - 1 SCS MH 600mA bus power supply
 - 1 Audio / video Web server for remote control of MyHOME components via web pages or via the MyHome Webserver Portal to download free of charge from Android® or Apple Store®. 1 MH / IP Inside Control gateway
 - 1 programming interface / USB / MyHome connection
 - 1 MyHome dimmer actuator for halogen / LED lighting
 - 2 MyHome 4x230V actuators for driving simulated single lighting
 - 1 MyHome 2x230V actuator for simulated electric heating
 - 1 MyHome 2x230V actuator for simulated socket
 - 4 MyHome actuators for simulated roller shutters
 - 1 MyHome 2x230V actuator for piloting an opening and a simulated watering
 - 1 MyHome 2x230V actuator for simulated openings

Back side

- 1 removable side with warning
- 1 MyHome Bus terminal block
- 1 MyHome 230V component terminal block
- 1 power supply terminal block
- 1 receiver terminal block
- 1 wiring diagram



All of the configurable standard and MyHome switches are integrated on the front panel. A translucent plate on the universal adapter covers the connectors and protects against electrical contacts. The programming of MyHome components does not require any disassembly on said components, thus improving their lifespan.



Modular panel allowing configuration of MyHome components